

Present Simple (to be)

Level 1 – Unit 1

You are a student.

Task 1: Check your understanding.

- 1** Listen and read the sentences from the man and woman.  
Draw a line (-) between the information and the person.

Sample 1 - Man: You are Mari.

Sample 2 - Man: I am Bob.

A) Man: I am 40.

B) Man: You are a student.

C) Woman: I am Japanese.

D) Woman: You are Italian.

E) Woman: You are a teacher.

F) Woman: I am 19.

- 2** Check your answer with your partner.  
Example:

## Task 2: Short Dialogue

1

Listen to conversations.

Match the information to the person.

### Sample conversation



Emma

John

teacher

student



### Conversation 1

Passport

Korean

seven (7)

Chris

### Conversation 2



Tommy

Tammy

three (3)

four (4)



### Conversation 3

Watanabe

Adam

Yuna

yes

### Conversation 4



doctor

Italian

Caterina

friend



Italian

doctor

Bill

Josh



2

Check your answer with your partner.

### Task 3: Take a guess.



- 1** Listen to the conversations again, then guess the place.  
There is no right or wrong answer!

#### Sample conversation





#### Conversation 1

#### Conversation 2



#### Conversation 3

#### Conversation 4



- 2** Discuss with your partner. Where is each conversation happening?  
**Example:**



"Sample conversation, interview."

"Really? Why?"



"Ask name and job"

"Oh, okay."
























## Task 4: Check the grammar.

- 1** Check if the sentences are correct. If they are not correct, please correct them.

Example: ~~I are~~ Gabe.  
I am Gabe. / I'm Gabe.

1	You are teacher.
2	Am I 12.
3	yo Brazilian.
4	I you am a student.

- 2** Draw an arrow (← or →) on the person being talked about.

		I am a student.	
		You are Chris.	
		You're Japanese.	
		I am 24.	
		I'm John.	
		You are a cook.	
		I'm a doctor.	

- 3** Check your answers with your partner.

Note: I am Gabe = I'm Gabe.  
You are 15 = You're 15.

## Task 5: Two truths and a lie.

- 1** Listen to your teacher's sentences. Two sentences are true, one is a lie.

Example:

1	I'm 39.	✓ X
2	I am Brazilian.	✓ X
3	I am a student. [LIE]	✓ X

- 2** It is your turn. Make three sentences. Two are true, one is false.

1		✓ X
2		✓ X
3		✓ X

1		✓ X
2		✓ X
3		✓ X

- 3** Tell your classmates your sentences. Guess which sentence are true.

Points									
1	2	3	4	5	6	7	8	9	10



What did you do last night?



You cooked for your family.

And you practiced karate.

1. I cooked for my family.

2. I danced with my kids.

3. I practiced karate.

That is right! 2 is a lie!



## Task 6: Introduce yourself.

**1** Prepare a short self-introduction.

Example:

Name ( <i>John, Anna...</i> )	I am <u>Gabe</u> .
Age ( <i>13, 28, 73...</i> )	I'm <u>39</u> .
Job ( <i>student, teacher...</i> )	I am <u>a teacher</u> .
Nationality ( <i>Canadian...</i> )	I'm <u>Brazilian</u> .

It's your turn!

Name	
Age	
Job	
Nationality	

**2** Introduce yourself to your classmates. DO NOT write notes yet.

**3** Write information about your classmates.

	Name	Age	Job	Nationality
Example:	Gabe	39	teacher	Brazilian
1				
2				
3				
4				